

DEPARTMENT 17 - FLOWERS


SUPERINTENDENT: Pam Hult 419-545-4319
ASST. SUPERINTENDENT: Mary Ellen Lawrentz

RULES:

1. Open to all Richland County amateur growers and arrangers.
2. Exhibitors are required to have an Exhibitor's ticket that provides them with an Exhibitor's number and may be purchased at the Fair Board office for \$40.00 & includes 7 admittances to the fair. Juniors do not need to purchase an Exhibitor's ticket unless they are entering the adult division, but must have an Exhibitor's number that is provided when entries are made.
3. Entry tags must be picked up at the Fair Board Office. **DO NOT CHANGE TAGS, GO TO OFFICE FOR NEW TAGS IF NEEDED. CHANGED TAGS WILL BE DISQUALIFIED.**
4. All entries must be passed by the Entries committee before placing in show.
5. Assistance will be provided to bring entries from the EAST gate to the Arts & Crafts Building Monday and Thursday. Contact the superintendent if you need this service.
6. Entries not claimed will be moved at owners risk.
7. Exhibits will be eliminated from competition if they are not in the proper class, are not properly registered or fail to meet the requirements of the schedule. The Flower show committee will sub divide classes if entries warrant it. Judges decision is final.
8. All entries must be removed Sunday after fair between 8:00am and 11:00 am.
9. Persons removing entries early will forfeit premium money.
10. Richland County Fair is not responsible for damages or losses during display period.



Basic Design Quick Reference Guide



L-shape

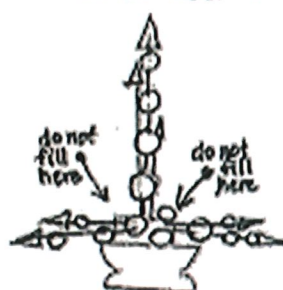


Step 1 is centered at 12 o'clock position. Step 2 is placed at 4 o'clock position. Each successive line is placed to the outside of the previous one — lower and along the arc.

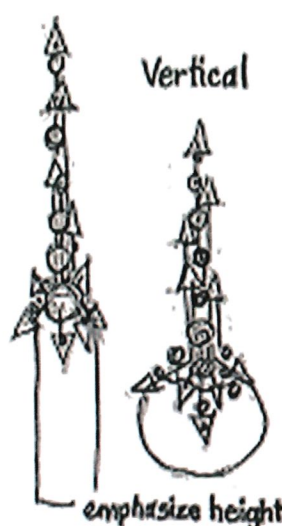
Crescent



Inverted-T



Vertical



Hogarth Curve

the tip of the first line is placed over container's center; tip of next line is placed to outside of the first, but is shorter. at bottom, tip of first line is centered lining up with the top tip.



Diagonal



an overall diamond shape is formed of two triangles base-to-base.

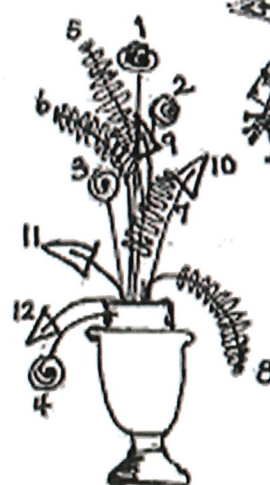
Horizontal



Triangle (obtuse)



Triangle (equilateral)



Mound



bird's eye view

one Mass plan starts with four steps: first flower straight up, second one shorter and to the side of first; third shorter and right of the first; fourth low, to the front, cascading. The triangulation continues with other materials until placements become less vertical.