


DEPARTMENT 17 - FLOWER SHOW
AUGUST 9th THRU AUGUST 15th
ARTS & CRAFT BUILDING

SUPERINTENDENT: Pam Hulit 419-545-4319
ASST. SUPERINTENDENT: Mary Ellen Lawrentz

RULES:

1. Open to all Richland County and surrounding counties: (Crawford, Ashland, Huron, Knox, Morrow) amateur growers and arrangers.
2. Exhibitors are required to have an Exhibitor's ticket that provides them with an Exhibitor's number and may be purchased at the Fair Board office for \$40.00 & includes 7 admittances to the fair. Juniors do not need to purchase an Exhibitor's ticket unless they are entering the adult division, but must have an Exhibitor's number that is provided when entries are made.
3. Entry tags must be picked up at the Fair Board Office. **DO NOT CHANGE TAGS, GO TO OFFICE FOR NEW TAGS IF NEEDED. CHANGED TAGS WILL BE DISQUALIFIED.**
4. All entries must be passed by the Entries committee before placing in show.
5. Entries may be brought in on Saturday by car to the Arts & Crafts building. Assistance will be provided to bring entries from the EAST gate to the Arts & Crafts building Sunday and Thursday. No cars on Thursday will be permitted to drive to the Arts & Craft building. Contact the superintendent if you need this service.
6. Entries not claimed will be moved at owners risk.
7. Exhibits will be eliminated from competition if they are not in the proper class, are not properly registered or fail to meet the requirements of the schedule. The Flower show committee will sub divide classes if entries warrant it. Judges decision is final. Exhibits will be judged according to the Standards in the Handbook for Exhibitors and Judges published by the Ohio Association of Garden Clubs.
8. All entries must be removed Sunday, August 16th after fair between 8:00 am and 2:00 pm
9. **PERSONS REMOVING ENTRIES EARLY WILL FORFEIT PREMIUM MONEY.**
10. Richland County Fair is not responsible for damages or losses during display period.

Any questions about design specifications, please feel free to call the show chairman. Design examples may be found on the Internet at [Pinterest.com/ohiogardenclubs](https://www.pinterest.com/ohiogardenclubs) and click on the floral design board. Keep in mind the rules stated in the schedule! All photos may NOT follow the rules as stated in the Ohio Association of Garden Clubs Handbook for Exhibitors and Judges. [OAGC.org](https://www.oagc.org) has design examples for OAGC members. Contact the chairman if you would like more information about joining OAGC.

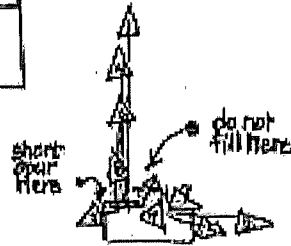


TRADITIONAL DESIGN QUICK REFERENCE GUIDE

↑ Line material:
foliage or flower spikes


Round Form Flowers
○ ● ● ● ●

L-shape

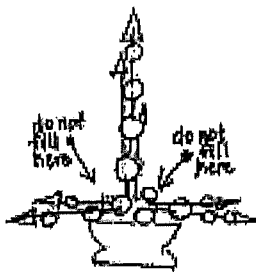


Step 1 is centered at 12 o'clock position.
Step 2 is placed at 4 o'clock position. Each successive line is placed to the outside of the previous one — lower and along the arc.

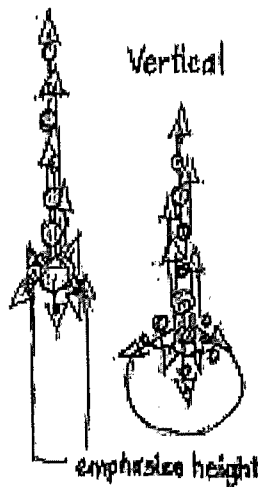
Crescent



Inverted-T



Vertical



Hogarth Curve

the tip of the first line is placed over container's center; tip of next line is placed to outside of the first, but is shorter.
at bottom, tip of first line is centered lining up with the top tip.



Diagonal




an overall diamond shape is formed of two triangles base-to-base.

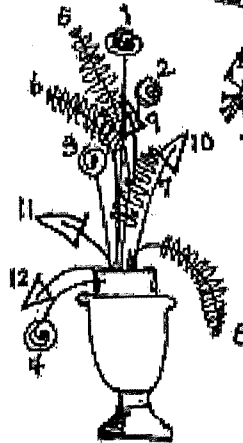
Horizontal



Triangle (oblique)



Triangle (equilateral)



Mound

one Mass plan starts with four stems: first flower straight up, second one shorter and to the side of first, third shorter and right of the first, fourth low to the front, cascading.
The triangulation continues with other materials and placements become less vertical.



bird's eye view

DEPARTMENT 17 - FLOWER SHOW

ARTS & CRAFT BUILDING

SPECIMEN CLASSES

ADULT HORTICULTURE

NOTE: NEW TIMES AND DATES

SECTION 1: FIRST SHOW First show exhibits accepted August 8th @ 4 pm to 8 pm
& Sunday, August 9th @ 8 am to 10:30 am.
Open Judging Sunday, August 9th @ 1:00 pm
Remove Wednesday, August 12th @ 8 pm to 9 pm

GUIDELINES:

1. Exhibits should be groomed and free of soil or spray residue.
2. Specimen flower should be disbudded where noted and shown with natural foliage.
(Disbudding is removing bud shoots as the specimen develops).
3. Must be clear glass bottles, some will be available, however you should plan to provide your own.
4. Bottles must be suitable in proportion to the height of the flower.
5. Styrofoam will be available for wedges.
6. Specimen must be grown by the exhibitor and correctly labeled as to variety.
7. More than one entry per class is allowed, provided each entry is a different variety.
8. Disbudding: means to removal of surplus buds along the stem to promote superior growth of the main flower bud.

CLASSES: PREMIUMS: 3.50 2.50 2.00 BEST OF SHOW/ROSETTE

ROSES

1. Rose, long stem Hybrid Tea, 1 bloom, disbudded, any color
2. Rose, Floribunda, 1 stem with flowers, not disbudded, any color
3. Rose, Miniature, 1 single bud or rose spray, any color
4. Rose, Any other variety not listed above (shrub, hedge, knockout) NAME THE VARIETY
5. **BEST OF SHOW ROSE CATEGORY**



ANNUALS (list variety on each entry tag)

6. Asters, 1 bloom
7. Balsam (camilia), 1 spike
8. Calendula, 3 blooms same color, height in 1 vase
9. Canna, 1 spike disbudded
10. Cosmos, 3 stems, same color & height
11. Coleus, 1 stem, disbudding meaning to pinch off flower spike
12. Cleome (Spider plant) one spike, keep green seed pod whiskers on
13. Cockscomb (celosia) plumed, 1 stem
14. Cockscomb (celosia) crested, 1 stem
15. Dahlia, small border variety 3" & under one stem with 1 set of leaves
16. Dahlia, larger variety, over 3" wide 1 stem disbudded with 1 set of leaves
17. Everlasting, 1 stem, (flower keeps its color after being dried)
18. Flower Vine, 1 stem, (Hyacinth, Bean Vine, Sweet Pea, Scarlet Runner Bean)
19. Lisianthus, 1 stem with open flower with side buds
20. Marigold, large flower, 1 bloom 3" wide or larger



ARTS & CRAFT BUILDING
SPECIMEN CLASSES
ADULT HORTICULTURE

ANNUALS-CON'T. (list variety on entry tag)

21. Marigold, medium flower, bloom under 3"
22. Marigold, dwarf, 1 spray, smaller blooms 2" & under (multiple flowers in 1 stem)
23. Petunia, single petals, 1 spray
24. Petunia, ruffles or fringed edges
25. Salvia, 1 stem
25. Snapdragon, 1 spike, seed pods removed
26. Sunflower, small decorative variety, 1 bloom, 8" or smaller, cut stem 8"-18"
27. Tuberous Begonia, with 1 leaf unattached, float in water
28. Zinnia, dwarf variety, 2" & smaller, 3 blooms same color, size & height with leaves
29. Zinnia, medium variety, 2"-3", 1 stem
30. Zinnia, large variety, 3" & larger
31. Annual any other variety that's not listed above, must be named
32. Round form bloom, must be named
33. Spike form, 1 stem, must be named
34. Spray form, 1 stem, must be named
35. ***BEST OF SHOW-ANNUAL FLOWERS***

PERENNIALS (list variety on entry tag)

36. Coreopsis, 1 stem
37. Daisy, Shasta, 1 bloom
38. Daisy, Gloriosa (Rudbeckia), single petaled, 1 bloom
39. Daisy, Gloriosa (Rudbeckia), double petaled, 1 bloom
40. Delphinium, 1 stem
41. Globe Thistle (Echinops) 1 stem with side buds
42. Blanket flower (Gaillardia) 3 blooms
43. Ground Cover, 1 stem named
44. Hydrangea, 1 stem, Panicle & Smooth Mopheads, (solid cluster of flowers)
45. Hydrangea, 1 stem Lacecap (tiny flat, delicate flower with tiny flower buds surrounded by showy flowers)
44. Hollyhock, 1 stalk
45. Liatris, 1 spike
42. Lily, a true bulb, meaning a lily in which its bloom will last several days,
43. Calla Lily, 1 stem, must be named
44. Magic Lily, 1 stem, must be named
45. Oriental Lily, 1 stem, must be named
46. Water Lily, floating in water
47. Day Lily, (Hemerocallis) meaning its bloom will last only one day
48. Phlox, 1 stem
49. Vine, 1 stem not over 24"
46. Perennial, any other variety that is not listed above, must be named

ARTS & CRAFT BUILDING
SPECIMEN CLASSES
ADULT HORTICULTURE

PERENNIALS (list variety on entry tag)

- 47. Perennial round form, 1 stem, must be named
- 48. Perennial spike form, 1 stem, must be named
- 49. Perennial spray form, 1 stem, must be named
- 50. **BEST OF SHOW-PERENNIALS**



TO DISPLAY YOUR GLADIOLUS: Gladiolus, 1 spike, in bloom & disbudded of dead flowers

- 51. Gladiolus, 3 1/2" blooms & under, variety named
- 52. Gladiolus, blooms over 3 1/2", variety named
- 53. **BEST OF SHOW-GLADIOLUS**
- 54. Bush or shrub with berry/s, 1 stem, not over 12" long
- 55. Flowering Bush or Shrub, meaning it has a woody stem or branch, 1 branch not over 8"
- 56. **BEST OF SHOW-FLOWERING BUSH OR SHRUB**

HERBS (list name on entry tag)

- | | |
|-------------------------------------|---|
| 57. Artemisia, 1 stem | 69. Organo, 1 stem |
| 58. Basil, 1 stem | 70. Parsley, 1 stem |
| 59. Bee Balm, 1 stem | 71. Peppermint, 1 stem |
| 60. Catnip, 1 stem | 72. Rosemary, 1 stem |
| 61. Chamomile, 1 spray | 73. Sage, 1 stem |
| 62. Chives, 3 blooms | 74. Spearmint, 1 stem |
| 63. Dill, seeded 1 head | 75. Tansy, 1 spray |
| 64. Echinacea (Cone Flower) 1 bloom | 76. Thyme, 3 stems |
| 65. Fever Few, 1 stem | 77. Wormwood, 1 stem |
| 66. Hyssop, 3 stems | 78. Yarrow, 1 stem |
| 67. Lavender, 1 stem | 79. Lambs Ear, 1 stem |
| 68. Lemon balm, 1 stem | 80. Any other variety of Herb not listed above, must be named |
| | 81. BEST OF SHOW-HERBS |



HOSTAS:

- 82. Hosta, 1 leaf, must be named
- 83. Hosta, collection of 5 leaves, different varieties must be named, each is its own vase unified on a tray
- 84. **BEST OF SHOW-HOSTAS**



ARTS & CRAFT BUILDING
SPECIMEN CLASSES
ADULT HORTICULTURE

SECTION 2: SECOND SPECIMEN SHOW

Second show exhibits accepted Thursday August 13th @ 8 am to 10:30 am

Open Judging Thursday August 13th @ 11 am

Removal Sunday, August 16th after the fair @ 8 am to 2 pm

CLASSES: 1-84 guidelines and classes are the same as in SECTION 1

SECTION 3

POTTED & PATIO CONTAINER PLANTS

- GUIDELINES:**
1. To be entered in first show & left for entire fair.
 2. Must be in exhibitors possession at least 90 days.
 3. Arrive Saturday, August 8th @ 4 pm to 8 pm or Sunday, August 9th @ 8 am to 10:30 am
 4. Open judging Sunday, August 9th @ 1:00 pm
 5. Removal Sunday, August 16th after the fair @ 8 am to 2 pm
 6. Plants must have specimen name on entry tag.

CLASSES: PREMIUMS: \$3.50 \$2.50 \$2.00 BEST OF SHOW/ROSETTE

POTTED PLANTS

1. Foliage house plant, 1 plant per pot not to exceed 14"
2. Blooming plant, 1 plant per pot not to exceed 24"
3. Foliage hanging plant, 1 variety must provide hanger
4. Blooming hanging plant, 1 to 3 variety must provide hanger
5. Cacti or succulent, not to exceed 14"
6. **BEST OF SHOW-POTTED PLANTS**

PATIO CONTAINERS

7. Fairy Garden, not to exceed 24", must have live plants also.
8. Flower garden: Patio container with growers choice of flowers and seasonal plants.
9. Kitchen Friends: a patio container incorporating kitchen herbs or vegetables
10. **BEST OF SHOW-PATIO CONTAINERS**

SECTION 4


LANDSCAPING AND DESIGN

GUIDELINES: PREMIUMS: \$50.00 \$25.00 \$15.00 BEST OF SHOW/ROSETTE

1. Theme & Title of your choice. **Not to exceed 10' depth by 8' wide.**
2. May use Business sign, Club name in display.
3. May use water fountain, lights, artificial turf grass, live plants & natural materials.
4. May refresh as needed during the week of fair (August 9th thru August 15th)
5. Set up on Saturday, August 8th prior to start of fair @ 8 am to 4 pm
6. Removal Sunday, August 16th after the fair @ 8 am to 2 pm

CLASSES:

1. LANDSCAPE & DESIGN for Businesses, Limited to first 3 entries.
2. LANDSCAPE & DESIGN for Garden Club Groups. Limited to first 3 entries.
3. **BEST OF SHOW**



DEPARTMENT 17 FLOWER SHOW

SECTION 5 FIRST SHOW

ARRANGEMENT ARTISTIC DESIGN CLASSES

GUIDELINES: **PREMIUMS** \$5.00 \$4.00 \$3.00 **BEST OF SHOW/ROSETTE**

1. **SECTION 5**—Entries arrive on Saturday, August 8th @ 4 pm to 8 pm or Sunday, August 9th 8 am to 10:30 am
2. Open Judging Sunday, August 9th @ 1:00 pm
3. Removal of SECTION 5 entries on Wednesday 8 pm to 9 pm
4. One entry per person per class for each show.
5. Accessories are permitted in all classes unless otherwise stated.
6. No artificial plant material may be used.
7. Painted material not permitted in classes. Do not cut fruits or vegetables.
8. Limited space will be provided for assembly of arrangements in workroom.
9. Exhibitors must check in with the placement committee before staging arrangements.
10. The committee is not responsible for breakage, theft or loss of property.
11. A **TRADITIONAL ARRANGEMENT** design may be classified as formal, symmetrical, balanced design-see examples traditional design quick reference guide.
12. A **CREATIVE ARRANGEMENT** is larger, with use of bold colors, few rules and no set pattern - use of medal, rope, wood with fewer flowers, like you would see at a fancy event not you typical bouquet.
13. A **FLORAL DESIGN** differs from a bouquet in a vase or bowl of flowers. It is organized, planned composition which are beauty, expressiveness and suitability.
14. **ALL PLANT & FLORAL MATERIAL MUST BE IDENTIFIED ON 4X4 INDEX CARD, EXPLAIN YOUR ARRANGEMENT INTERPRETATION ALONG SIDE OF DISPLAY**
15. **NO USE OF ACTUAL FLAGS IN ARRANGEMENTS.**



THEME: CELEBRATIONS HAPPY 250TH BIRTHDAY AMERICA

- | | | |
|------------------------------|--|---|
| 1. 4TH of July: | Traditional design: | designers own interpretation |
| 2. USA 250th Freedom Parade: | Traditional design: | horizontal shape |
| 3. Happy Hour: | Traditional design: | with use of a wine goblet as vase |
| 4. Golden Days: | Traditional design: | use of mound shape, incorporating color of gold |
| 5. BEST OF SHOW | (IN 1ST SHOW SUNDAY THRU WEDNESDAY) | |

DEPARTMENT 17 FLOWER SHOW

SECTION 6 SECOND SHOW

Entries placed Thursday, August 13th @ 8 am to 10:30 am

Open judging Thursday, August 13th @ 11:00 am

Removable on Sunday, August 16th after the fair @ 8 am to 2 pm

Classes for second show:

1. Love in Full Bloom: Traditional design. Designers own interpretation.
2. Days Gone Bye: Traditional design with use of roadside materials.
3. Wine Celebration: Design a corsage staged on the neck of a wine bottle.
4. New Baby: Traditional miniature design. No larger than 6" x 6".
Designers own interpretation.
5. BEST OF SHOW (in 2nd show Thursday thru Saturday)

SECTION 7

BREAKFAST TRAY CREATION

THEME: 4th of July & Happy Birthday USA

RULES:

1. To be entered in the first show & left for the entire fair.
2. Judging on Sunday, August 9th @ 11 am

CLASS: PREMIUMS \$5.00 \$4.00 \$3.00 BEST OF SHOW/ROSETTE

1. Create a Breakfast tray place setting for one person, including a small floral arrangement of designers choice, coordinate colors of entire display and small arrangement you may use pretend food to make tray more realistic. Plastic silverware only.
2. BEST OF SHOW

SECTION 8

NICHES

THEME: WINE and DINE

RULES:


1. To be entered Saturday, August 8th @ 4 pm to 8 pm or Sunday, August 9th @ 8 am to 10:30 am & left for the entire fair May refresh on Thursday, if needed.
2. Limit to FIRST 4 ENTRIES. Must reserve space with superintendent.
3. Open judging on Sunday, August 9th @ 1 pm
4. Removal Sunday, August 16th after the fair 8 am to 2 pm
5. All live plants and floral material must be identified on 4x4 index card along side display.

CLASS: PREMIUMS \$5.00 \$4.00 \$3.00 BEST OF SHOW /ROSETTE

1. Traditional or creative, floral design of your choice with matching table setting (for 1 person) Approximately 36" high by 22" wide by 24" deep. Three sided display board will be provided, which includes side wings. You provide cloth to cover or drape over background to compliment your display and other components.
2. BEST OF SHOW



DEPARTMENT 17 FLOWERS





SECTION 9 SUNFLOWERS

RULES:

1. Entries arrive on Saturday, August 8th @ 4 pm to 8 pm or Sunday, August 9th @ 8 am to 10:30 am and stays for the entire fair.
2. Open Judging Sunday, August 9th @ 11:00 am
3. Removal Sunday, August 16th after the fair 8 am to 2 pm

CLASS: PREMIUMS: \$5.00 \$4.00 \$3.00 BEST OF SHOW/ROSETTE

1. Tallest (Bring in a 5 gallon bucket with dirt to cover its roots.)
2. Largest Seed Head
3. **BEST OF SHOW**



SECTION 10 CRAFTED ITEMS

RULES:

1. Entries arrive on Saturday, August 8th @ 4 pm to 8 pm or Sunday, August 9th @ 8 am to 10:30 am
2. Open judging on Sunday, August 9th @ 1 pm
3. Removal Sunday, August 16th after the fair 8 am to 2 pm
4. Designs must incorporate nature pods, cones, nuts, dried flower, etc.

CLASSES: PREMIUMS: \$2.50 \$2.00 \$1.50 BEST OF SHOW/ROSETTE

1. Christmas Ornament-Natural Materials
2. Door Hanging not to exceed 24"-Natural Materials
3. Dried design in a 5 x 7 or 8 x 10 frame-Pressed Flowers
4. **BEST OF SHOW-CRAFTED ITEMS**

DEPARTMENT 17 FLOWERS

SECTION 10

JUNIORS-HORTICULTURE

RULES:

1. Entries arrive on Saturday, August 8th @ 4 pm to 8 pm or Sunday, August 9th 8 am to 10:30 am.
2. Open judging on Sunday, August 9th @ 1 pm
1. Removal Sunday, August 16th after the fair 8 am to 11 am
4. No entry fee needed to enter Junior section. **MUST HAVE EXHIBITOR'S NUMBER.**
5. Age must be stated on both entry form & entry tag.

CLASS A (5 thru 10 YEARS OLD)

CLASS B (11 thru 18 YEARS OLD)

CLASSES: **PREMIUMS:** \$3.00 \$2.50 \$2.00 **BEST OF SHOW/ROSETTE**

1. Horticulture Specimen spike form: A spike flower: a single stalk, flowers at the bottom, bloom first-(Like: Snapdragon, Lupine, Foxglove etc.)
2. Horticulture Specimen round form: A round shaped flower: single stem with a few leaves-(Like: Daisy, Zinnia, Dahlia etc.)
3. Horticulture Specimen spray form: A single main stem, blooms on tiny branches from main stem-(Like: Phlox, Geranium, Lantana, Status, etc.)
4. Horticulture Specimen herb collection 3 varieties, **NAMED:** each herb, one leaf in its own vial or vase on a small tray.
5. Bean Mosaic design on a 5"x7" **CARDBOARD.** Cover design with thick coat of white glue.
6. Fairy Garden not to exceed 14" in diameter, must contain live plants.
7. Sunshine on Your Shoulders Floral arrangement with use of a Sunhat as your container with plastic type of liner. Your choice of flower colors.
8. Theme: Happy Birthday Mud cake, Make in 9 x 13 tin pan. Use mud as your base, add your choice of real flowers and items, etc.
9. **BEST OF SHOW** **CLASS A**
10. **BEST OF SHOW** **CLASS B**

ENTRY FORM FOR DEPARTMENTS 12-13-14-15-16-17-18

ENTRY TAGS MUST BE OBTAINED FROM THE FAIR OFFICE SATURDAY BE-

OPEN CLASS

DEPARTMENTS 12 THRU 18

DEADLINE IS JULY 31st

ENTRIES MUST BE COMPLETELY FILLED OUT & LEGIBLE

RICHLAND COUNTY FAIR
750 North Home Rd., Mansfield 44906
Phone 419-747-3717
MAIL-IN ENTRIES WILL BE SEASON
PASSES ONLY

EXHIBTOR
NAME _____

ADDRESS _____

CITY _____ STATE - OHIO ZIPCODE _____

PHONE # _____ AGE: _____ If under 19
As of January 1st



	DEPT.	SECT.	CLASS		DEPT.	SECT.	CLASS
1				19			
2				20			
3				21			
4				22			
5				23			
6				24			
7				25			
8				26			
9				27			
10				28			
11				29			
12				30			
13				31			
14				32			
15				33			
16				34			
17				35			
18				36			

	DEPT.	SECT.	CLASS		DEPT.	SECT.	CLASS
37				63			
38				64			
39				65			
40				66			
41				67			
42				68			
43				69			
44				70			
45				71			
46				72			
47				73			
48				74			
49				75			
50				76			
51				77			
52				78			
53				79			
54				80			
55				81			
56				82			
57				83			
58				84			
59				85			
60				86			
61				87			
62				88			

All entries must either purchase a season pass
or
membership pass.

For office use only

Membership Fee \$ _____ # _____ X \$40.00
(Richland County residents only-gives voting rights/7passes-must be 18 or older)

Season Pass \$ _____ # _____ X \$40.00
(All entries must purchase either a season or membership pass/7passes)

Total Fees \$ _____ Check # _____ (Payable to RCAS) CASH _____ CREDIT _____

RECEIPT # _____ DATE _____ 2026

The Richland County Fair Board will take every precaution in its power for the preservation of livestock, livestock articles and still projects on exhibition, after their arrival and arrangement on the grounds, but is hereby agreed and understood by the undersigned owner/exhibitor that all livestock, livestock articles and still projects are brought onto the fairgrounds at the owner's/exhibitors risk. The Richland County Agriculture Society, its employees, officers, director's and agents will not be held liable nor responsible for any damage to livestock, livestock articles, still projects by fire, water, disease, windstorm and act of God, or any other cause, whatever its nature. Nor will the Society be held liable for any loss by thefts or accidents to person or property, nor for any errors or omissions in the Premium Book. Further, I agree not to have any contact with judges. I acknowledge that any other behavior and/or actions that is deemed inappropriate by the Richland County Board of Directors may result in disqualification, loss of premiums, expulsion from the fairgrounds, and/or being barred from future open class shows. I have read and understand this and I agree to abide by this waiver of responsibility and the Constitutions and By-Laws of the Richland County Agriculture Society and rules of the Department(s) I wish to enter, as printed in the premium book.

EXHIBITOR'S SIGNATURE _____ **2026**

PARENT/GUARDIAN'S SIGNATURE _____ **2026**